

SPØ1DESIGN.COM

THOMAS

COLLECTION



THOMAS COLLECTION



THOMAS CHAIR

FEATURING A BENT PLYWOOD SHELL INTEGRATED INTO A SOLID ASH FRAME, THOMAS IS INVITING AND FRIENDLY.

ITS STRONG FORM WITH BEAUTIFUL TIMBER DETAILING IS REMINISCENT OF A GRACEFUL JAPANESE CHAIR OR ELEGANT SCANDINAVIAN DESIGN.

TEAMED WITH ENDLESS OPTIONS FOR UPHOLSTERY, THOMAS WILL FIT SEAMLESSLY INTO ANY INTERIOR.

MATERIALS

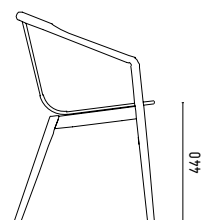
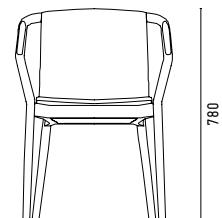
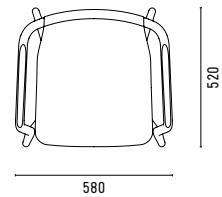
FRAME AVAILABLE IN SOLID ASH AND SEAT IN FORMED PLYWOOD - EITHER IN WOOD OR UPHOLSTERED VERSION.

NATURAL ASH, CARBON STAINED ASH OR GREY LACQUERED ASH.

UP TO 70 COMBINATIONS OF FABRIC OR LEATHER AVAILABLE.

DIMENSIONS

IC



DESIGNER

METRICA 2015

CERTIFICATION

GECA AND CATAS
FSC CERTIFIED TIMBERS

THOMAS COLLECTION



THOMAS ARMCHAIR

THE THOMAS ARMCHAIR IS DERIVED FROM THE SAME DESIGN ELEMENTS AS ITS NAMESAKE DINING CHAIR, FEATURING A FORMED PLYWOOD SHELL SUSPENDED IN A SOLID ASH FRAME WITH THE DISTINCTIVE CARVED ARMREST DETAIL.

THE PROPORTIONS ARE MODEST, ENSURING SUITABILITY IN ANY NUMBER OF ENVIRONMENTS.

THE CHAIR CAN BE SELECTED WITHOUT UPHOLSTERY, WITH A LOOSE SEAT PAD (TASC) OR WITH INTEGRATED UPHOLSTERY FOR A STREAMLINED LOOK.

DESIGNER

METRICA 2017

MATERIALS

FRAME AVAILABLE IN SOLID ASH AND SEAT IN FORMED PLYWOOD – EITHER IN WOOD OR UPHOLSTERED VERSION.

NATURAL ASH, CARBON STAINED ASH OR GREY LACQUERED ASH.

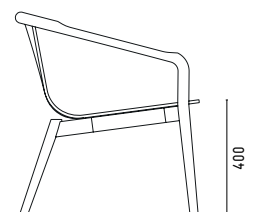

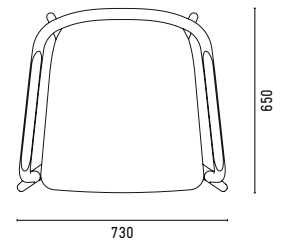
UP TO 70 COMBINATIONS OF FABRIC OR LEATHER AVAILABLE.

CERTIFICATION

GECA AND CATAS
FSC CERTIFIED TIMBERS

DIMENSIONS

TA



THOMAS COLLECTION



THOMAS STOOL H75

THE THOMAS BARSTOOL COMPLETES THE THOMAS FAMILY AND IS DERIVED FROM THE SAME DESIGN ELEMENTS THAT DEFINE THE SERIES.

FEATURING A FORMED PLYWOOD SHELL SUSPENDED IN A SOLID ASH FRAME WITH THE DISTINCTIVE CARVED ARMREST DETAIL, THE STOOL FEATURES A FOOTREST AVAILABLE IN SATIN BLACK OR METALLIC FINISHES CREATING A LUXURIOUS CONTRAST TO THE SOLID WOOD CONSTRUCTION.

TEAMED WITH THE ENDLESS OPTIONS FOR UPHOLSTERY, THOMAS WILL FIT SEAMLESSLY INTO ANY INTERIOR.

MATERIALS

FRAME AVAILABLE IN SOLID ASH AND SEAT IN FORMED PLYWOOD - EITHER IN WOOD OR UPHOLSTERED VERSION.

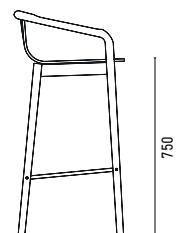
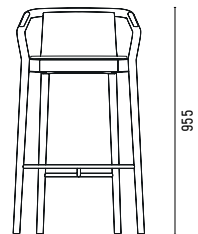
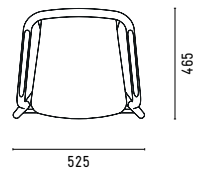
NATURAL ASH, CARBON STAINED ASH OR GREY LACQUERED ASH.

UP TO 70 COMBINATIONS OF FABRIC OR LEATHER AVAILABLE.

FOOTREST AVAILABLE IN SATIN BLACK, BRASS OR PEWTER.

DIMENSIONS

TB75



DESIGNER

METRICA 2017

CERTIFICATION

GECA AND CATAS
FSC CERTIFIED TIMBERS

THOMAS COLLECTION



THOMAS STOOL H65

THE THOMAS BARSTOOL COMPLETES THE THOMAS FAMILY AND IS DERIVED FROM THE SAME DESIGN ELEMENTS THAT DEFINE THE SERIES.

FEATURING A FORMED PLYWOOD SHELL SUSPENDED IN A SOLID ASH FRAME WITH THE DISTINCTIVE CARVED ARMREST DETAIL, THE STOOL FEATURES A FOOTREST AVAILABLE IN SATIN BLACK OR METALLIC FINISHES CREATING A LUXURIOUS CONTRAST TO THE SOLID WOOD CONSTRUCTION.

TEAMED WITH THE ENDLESS OPTIONS FOR UPHOLSTERY, THOMAS WILL FIT SEAMLESSLY INTO ANY INTERIOR.

MATERIALS

FRAME AVAILABLE IN SOLID ASH AND SEAT IN FORMED PLYWOOD - EITHER IN WOOD OR UPHOLSTERED VERSION.

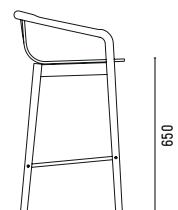
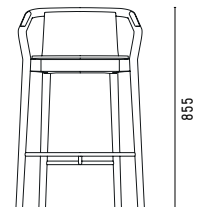
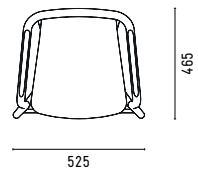
NATURAL ASH, CARBON STAINED ASH OR GREY LACQUERED ASH.

UP TO 70 COMBINATIONS OF FABRIC OR LEATHER AVAILABLE.

FOOTREST AVAILABLE IN SATIN BLACK, BRASS OR PEWTER.

DIMENSIONS

TB65



DESIGNER

METRICA 2017

CERTIFICATION

GECA AND CATAS
FSC CERTIFIED TIMBERS