

SPØ1DESIGN.COM

THOMAS

COLLECTION



THOMAS COLLECTION



THOMAS CHAIR

Featuring a bent plywood shell integrated into a solid ash frame, Thomas is inviting and friendly.

Its strong form with beautiful timber detailing is reminiscent of a graceful Japanese chair or elegant Scandinavian design.

Teamed with endless options for upholstery, Thomas will fit seamlessly into any interior.

MATERIALS

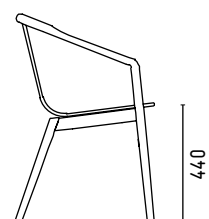
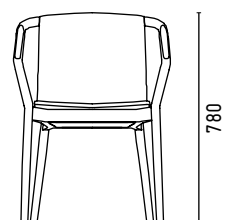
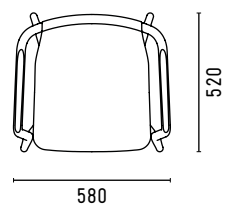
Chair available in natural ash, carbon stained ash or walnut stained ash.

Frame available in solid ash and seat in formed plywood – either with exposed wood seat or upholstered.

Upholstery available in a wide range of indoor fabrics and leathers.

DIMENSIONS

TC



DESIGNER

Metrica, 2015

CERTIFICATES

CATAS
FSC certified timbers

THOMAS COLLECTION



THOMAS ARMCHAIR

The Thomas Armchair is derived from the same design elements as its namesake dining chair, featuring a formed plywood shell suspended in a solid ash frame with the distinctive carved armrest detail.

The proportions are modest, ensuring suitability in any number of environments.

The chair can be selected without upholstery, with a loose seat pad or with integrated upholstery for a streamlined look.

DESIGNER

Metrica, 2017

MATERIALS

Armchair available in natural ash, carbon stained ash or walnut stained ash.

Frame available in solid ash and seat in formed plywood – either with exposed wood seat or upholstered.

Additional soft upholstered seat cushion TASC available for exposed wood seat version only. Rubberised backing of the soft upholstered seat cushion for anti slip is standard.

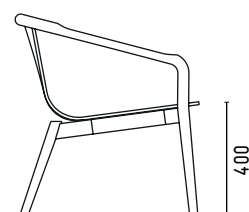

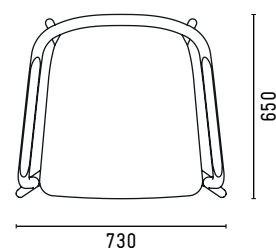
Upholstery available in a wide range of indoor fabrics and leathers.

CERTIFICATES

CATAS
FSC certified timbers

DIMENSIONS

TA





THOMAS BAR STOOLS

The Thomas Barstool completes the Thomas Family and is derived from the same design elements that define the series.

Featuring a formed plywood shell suspended in a solid ash frame with the distinctive carved armrest detail, the stool features a footrest available in satin black or metallic finishes creating a luxurious contrast to the solid wood construction.

Teamed with the endless options for upholstery, Thomas will fit seamlessly into any interior.

DESIGNER

Metrica, 2017

MATERIALS

Frame available in solid ash and seat in formed plywood – either in wood or upholstered option.

Available in natural ash, carbon stained ash or walnut stained ash.

Upholstery available in a wide range of indoor fabrics and leathers.

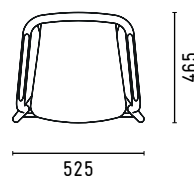
Footrest available in RAL9017 satin black, metallic pewter or brass, black chrome or gold chrome finish.

CERTIFICATES

CATAS
FSC certified timbers

DIMENSIONS

TB65



TB75

