

SPØ1DESIGN.COM

YEE

COLLECTION



SPØ1DESIGN.COM
YEE COLLECTION



YEE STORAGE

YEE IS A FLEXIBLE STORAGE SYSTEM THAT ALLOWS YOU TO CREATE A COMPOSITION THAT PERFECTLY SUITS YOUR NEEDS – IDEAL FOR CLEVERLY CONCEALING YOUR TECHNOLOGY, OR CURATING AND DISPLAYING THE PIECES YOU LOVE, YOU CAN CUSTOMISE A COMBINATION THAT WORKS FOR YOU.

MATERIALS

BASE CONSTRUCTED FROM STEEL, AVAILABLE IN METALLIC PEWTER OR LACQUERED IN BLACK OR BORDEAUX.

DESIGNER

METRICA 2018

SLATTED WOOD FINISHED TOP AVAILABLE IN NATURAL STAINED ASH, CARBON STAINED ASH AND GREY LACQUERED ASH.

CERTIFICATION

FSC CERTIFIED TIMBERS

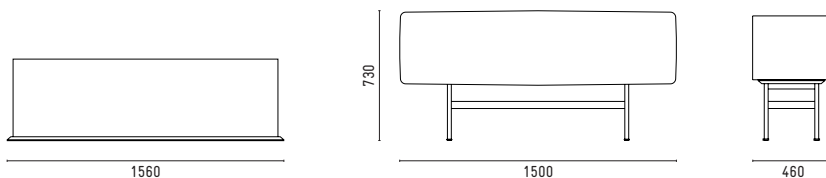
SUGGESTED COMPOSITION A

COMPOSITION A (PICTURED ABOVE) FEATURES THE SMALL 1500-BENCH WITH A SLATTED GREY LACQUERED ASH TOP COMBINED WITH THE PEWTER LACQUERED BASE. THE L1560 X D460 X H420 STORAGE ELEMENT WITH FLAP DOOR IS FINISHED IN OCHRE YELLOW LACQUER.


STORAGE ELEMENT AVAILABLE IN CARBON STAINED ASH, NATURAL STAINED ASH, GREY LACQUERED ASH OR LACQUERED IN OCHRE YELLOW, BRICK RED OR STEEL BLUE.

ADDITIONAL INTERNAL METAL SHELF AVAILABLE IN LACQUER FINISH IN BLACK, BRICK RED OR STEEL BLUE.

DIMENSIONS



YEE COLLECTION



YEE STORAGE

YEE IS A FLEXIBLE STORAGE SYSTEM THAT ALLOWS YOU TO CREATE A COMPOSITION THAT PERFECTLY SUITS YOUR NEEDS – IDEAL FOR CLEVERLY CONCEALING YOUR TECHNOLOGY, OR CURATING AND DISPLAYING THE PIECES YOU LOVE, YOU CAN CUSTOMISE A COMBINATION THAT WORKS FOR YOU.

MATERIALS

BASE CONSTRUCTED FROM STEEL, AVAILABLE IN METALLIC PEWTER OR LACQUERED IN BLACK OR BORDEAUX.

SLATTED WOOD FINISHED TOP AVAILABLE IN NATURAL STAINED ASH, CARBON STAINED ASH AND GREY LACQUERED ASH.

DESIGNER

METRICA 2018

CERTIFICATION

FSC CERTIFIED TIMBERS

SUGGESTED COMPOSITION D

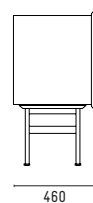
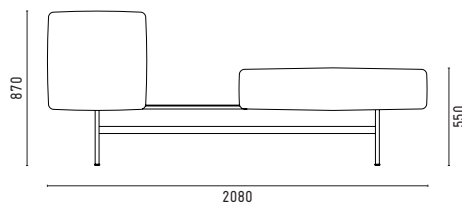
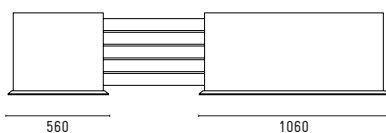
COMPOSITION D (PICTURED ABOVE) FEATURES THE MEDIUM 2080-BENCH WITH A SLATTED CARBON STAINED ASH TOP COMBINED WITH A BLACK LACQUERED BASE.

THE FEATURED L560 X D460 X H560 STORAGE ELEMENT WITH HINGE DOOR IS LACQUERED IN STEEL BLUE AND THE L1060 X D460 X H240 STORAGE ELEMENT WITH FLAP DOOR IS FINISHED IN CARBON STAINED ASH.


STORAGE ELEMENT AVAILABLE IN CARBON STAINED ASH, NATURAL STAINED ASH, GREY LACQUERED ASH OR LACQUERED IN OCHRE YELLOW, BRICK RED OR STEEL BLUE.

ADDITIONAL INTERNAL METAL SHELF AVAILABLE IN LACQUER FINISH IN BLACK, BRICK RED OR STEEL BLUE.

DIMENSIONS



SPØ1DESIGN.COM
YEE COLLECTION



YEE STORAGE

YEE IS A FLEXIBLE STORAGE SYSTEM THAT ALLOWS YOU TO CREATE A COMPOSITION THAT PERFECTLY SUITS YOUR NEEDS – IDEAL FOR CLEVERLY CONCEALING YOUR TECHNOLOGY, OR CURATING AND DISPLAYING THE PIECES YOU LOVE, YOU CAN CUSTOMISE A COMBINATION THAT WORKS FOR YOU.

MATERIALS

BASE CONSTRUCTED FROM STEEL, AVAILABLE IN METALLIC PEWTER OR LACQUERED IN BLACK OR BORDEAUX.

DESIGNER

METRICA 2018

SLATTED WOOD FINISHED TOP AVAILABLE IN NATURAL STAINED ASH, CARBON STAINED ASH AND GREY LACQUERED ASH.

CERTIFICATION

FSC CERTIFIED TIMBERS

SUGGESTED COMPOSITION G

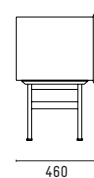
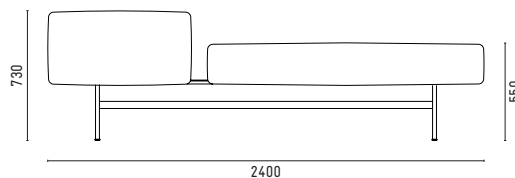
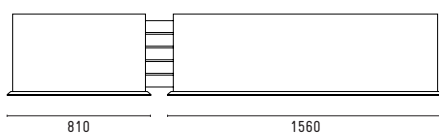
COMPOSITION G (PICTURED ABOVE) FEATURES THE LONG 2400-BENCH WITH A SLATTED NATURAL STAINED ASH TOP COMBINED WITH A BORDEAUX LACQUERED BASE.

THE FEATURED L810 X D460 X H420 STORAGE ELEMENT WITH FLAP DOOR IS FINISHED IN NATURAL STAINED ASH AND THE L1560 X D460 X H240 STORAGE ELEMENT WITH FLAP DOOR IS LACQUERED IN BRICK RED.

STORAGE ELEMENT AVAILABLE IN CARBON STAINED ASH, NATURAL STAINED ASH, GREY LACQUERED ASH OR LACQUERED IN OCHRE YELLOW, BRICK RED OR STEEL BLUE.

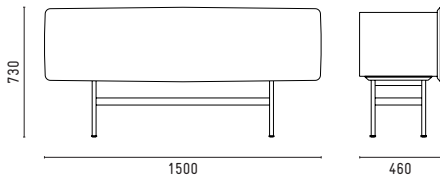
ADDITIONAL INTERNAL METAL SHELF AVAILABLE IN LACQUER FINISH IN BLACK, BRICK RED OR STEEL BLUE.

DIMENSIONS

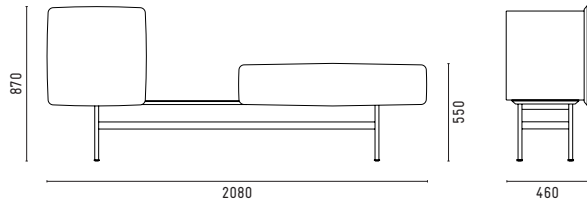


YEE COLLECTION

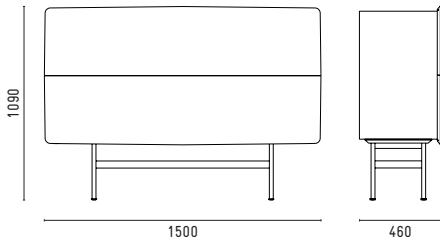
YEE SUGGESTED COMPOSITION A
1500 BENCH



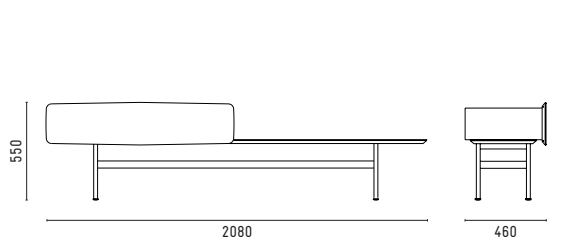
YEE SUGGESTED COMPOSITION D
2080 BENCH



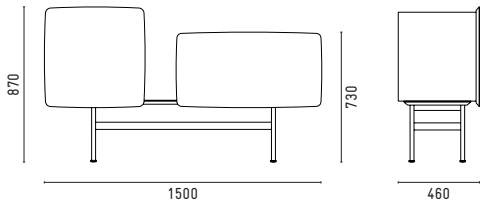
YEE SUGGESTED COMPOSITION B
1500 BENCH



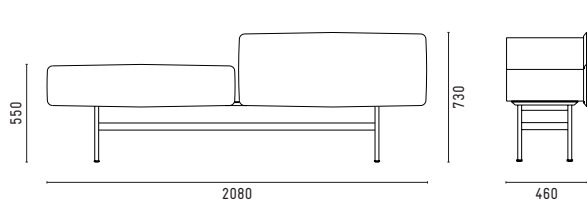
YEE SUGGESTED COMPOSITION E
2080 BENCH



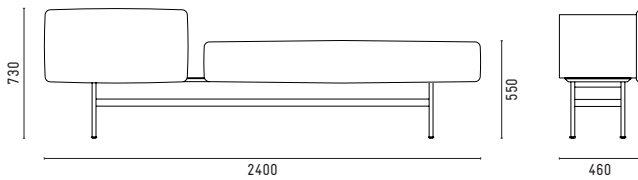
YEE SUGGESTED COMPOSITION C
1500 BENCH



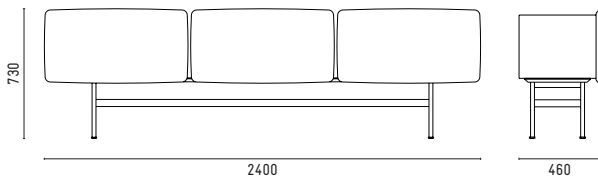
YEE SUGGESTED COMPOSITION F
2080 BENCH



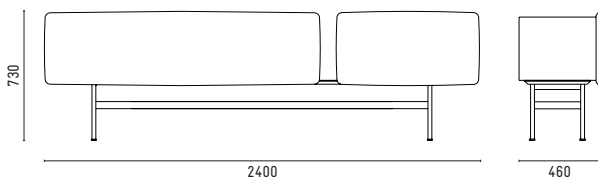
YEE SUGGESTED COMPOSITION G
2400 BENCH



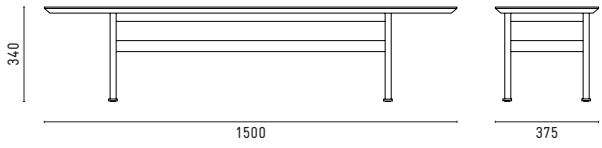
YEE SUGGESTED COMPOSITION H
2400 BENCH



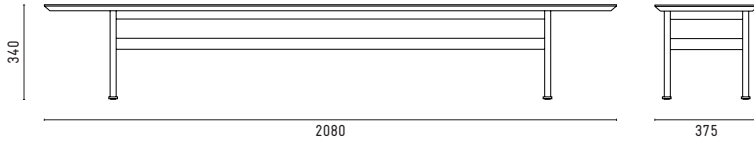
YEE SUGGESTED COMPOSITION I
2400 BENCH



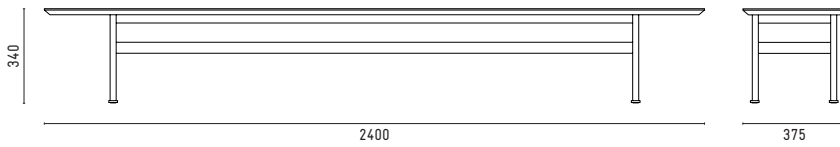
SPØ1DESIGN.COM
YEE COLLECTION



YEE BENCH
YSBT1A1

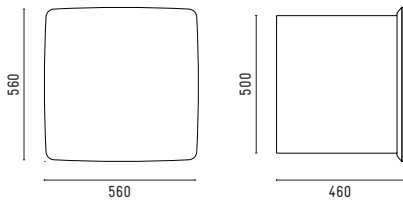


YEE BENCH
YSBT1A2

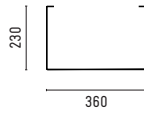


YEE BENCH
YSBT1A3

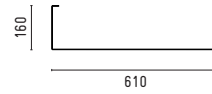
YEE STORAGE ELEMENT
YSCT1A1




YEE METAL SHELF
FOR 560X560
YSIS1A2




YEE METAL SHELF
FOR H420 & H780
YSIS1A1



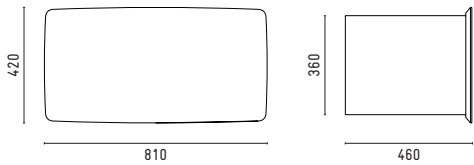
YEE STORAGE ELEMENT
YSCT1A3



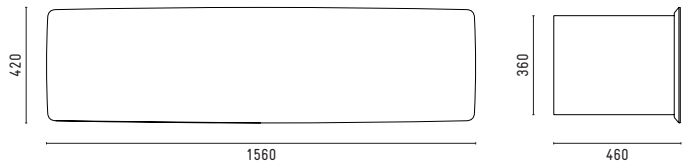
YEE STORAGE ELEMENT
YSCT1A5




YEE STORAGE ELEMENT
YSCT1A2



YEE STORAGE ELEMENT
YSCT1A6



YEE STORAGE ELEMENT
YSCT1A4



YEE STORAGE ELEMENT
YSCT1A7

